





## Anna's Training Videos: "How to Fly an Airplane." Green Screen & Misleading Events (65 pts.)

Anna's Training Video: "How to Fly A Plane."					
Title:	Title:	Scene #1:	Scene #2:	Scene #3:	Scene #4:
<p>"Learning How To Fly A Plane." (add sound effects) (1pts.)</p>	<p>"Your Flight Instructor Today is: 'your name'" (add sound effects) (1pts.)</p>	<p>Standing in cockpit in front of seat (left side). State: "Hi, I am 'Your Name.'" I am going to teach you how to fly a plane." Then slowly turn and look like you are going to sit in the imaginary seat directly behind you. Note: Use image "FlightDeck2" for backdrop. (add sound effects) (10pts.)</p>	<p>Insert video clip, "Boarding Plane." (5pts.)</p>	<p>Sitting in chair placed in same spot (left) as Captain's seat. State: "Time to take off." (add sound effects) (10pts.)</p>	<p>Insert video clip, "AirplaneTakeoff." (5pts.)</p>
					
Scene #5:	Scene #6:	Title:	Scene #7:	Scene #8:	Title:
<p>You are turned, looking at the camera and state, "I wonder what will happen when I push this?" Then turn back to the controls and show a motion as though you are pushing in on the joy stick. (add sound effects) (10pts.)</p>	<p>Insert video clip, "DivingPlane." (5pts.)</p>	<p>Insert Title Slide: "Prepare for Emergency Landing!" (1pts.)</p>	<p>Insert video clip, "LandingPlane." (5pts.)</p>	<p>Standing on left behind Captain's chair, state, "Thank you for flying with me today." Then wave and smile at the camera. (add sound effects) (10pts.)</p>	<p>Insert Title Slide: A Special Thank You to the following companies who supported us in the creation of this film: "The Boeing Corporation" "San Francisco International Airport" "F.A.A" (2pts.)</p>
